


# Fixed Windows and Transoms



## Parrett Windows & Doors

*Durability, True Quality, & Simply Beautiful  
"Experience the Difference"*

RESIDENTIAL • HISTORIC • CHURCH • COMMERCIAL

Phone: 1-800-541-9527 info@parrettwindows.com  
Fax: 1-877-238-2452 www.parrettwindows.com

Date: \_\_\_\_\_ Company: \_\_\_\_\_ Email: \_\_\_\_\_ Order: \_\_\_\_\_  
Parrett Attn: \_\_\_\_\_ From: \_\_\_\_\_ Original Quote #: \_\_\_\_\_  
# of Pages: \_\_\_\_\_ Phone: \_\_\_\_\_ P.O. #: \_\_\_\_\_  
RE: \_\_\_\_\_ Fax: \_\_\_\_\_ Job Name: \_\_\_\_\_

### Transom Specifications

- Direct Set**
- Sash Set:** Enter required sash width: \_\_\_\_\_
- Exterior Unit**
  - Standard Construction
  - Oversize Constuction  
\*Required if unit over 50 sq ft, using 1-1/8" frame thickness
- Interior Unit**
  - Standard Glass Offset
  - Glass Centered in Frame
- Construction Method**
  - All-Wood construction
    - 3/4" frame thickness
    - 1-1/8" frame thickness
  - Aluminum Clad (select clad frame profile below)
    - Frontline Slimline
    - Frontline Crownline
    - Frontline Brickmould
    - 3/4" AC Profile
    - 3/4" MN Profile
    - 3/4" PL Profile
    - 5/8" AC without lip
    - 1-1/8" AC Profile
    - 1-1/8" MN Profile
    - 1-1/8" PL Profile
    - 1-1/8" AFC Profile
    - 1" EPIC Profile

### Wood Species

Accoya  
Alder  
Appalacian Cherry  
Birch  
Black Walnut  
Douglas Fir  
Hard White Maple  
Hickory  
Knotty Alder  
Knotty Pine  
Mahogany  
Sapele  
South American  
African  
Pine  
Poplar  
Red Oak  
Western Hemlock  
Western Red Cedar  
White Oak  
Other \_\_\_\_\_

**Is FSC Certified Lumb. Required?**  
Yes No

### Glass Specification

Single Pane Clear  
Insulated Clear  
Insulated Low E  
RLE 71-38  
Low E 272  
Other: \_\_\_\_\_  
Laminated STC Rating: \_\_\_\_\_  
Insul. Hurricane Impact  
Monolithic Hurr. Impact  
Mono Hurr Impact w/Deco Glass  
Spandrel Glass  
Vintage/Restoration Glass

### Decorative Glass

**\*Circle the specifics on next page regarding pattern, caming, etc... or write the information in "notes" section below, custom patterns are available**

### Glass Strength

Annealed  
Tempered  
Laminated

### Other Glass Options

**Glass Tint** Bronze Green Grey Obscure Frosted Gluechip Pattern 516 Spraylite Other \_\_\_\_\_  
**Spacer Bar** Mill Finish Alum Stainless Steel Bronze Black Warm Edge Other \_\_\_\_\_

### Grille Type

Aluminum Grille in Airspace  
5/8" Flat Bar  
11/16" Sculptured Bar  
15/16" Sculpt (rectangle grilles only)  
Color(s): \_\_\_\_\_  
Wood Interior Grille  
Grille Profile #: \_\_\_\_\_  
Surround No Surround  
Simulated Divided Lite  
Int. Profile #: \_\_\_\_\_  
Ext. Profile #: \_\_\_\_\_  
W/Spacer Bar No Int. Spacer  
Black Tape Gray Tape

True Divided Lite  
Int. Profile #: \_\_\_\_\_  
Ext. Profile #: \_\_\_\_\_

### Grille Pattern

# of Rectangle Lites: \_\_\_\_\_  
# of Radius Lites: \_\_\_\_\_  
# of Gothic Lites: \_\_\_\_\_  
# of Diamond Lites: \_\_\_\_\_

### Exterior Casing & Subsill

None  
Flat Casing, Width: \_\_\_\_\_  
Brickmould Profile: \_\_\_\_\_  
Subsill profile: \_\_\_\_\_  
Sill horn width if req: \_\_\_\_\_

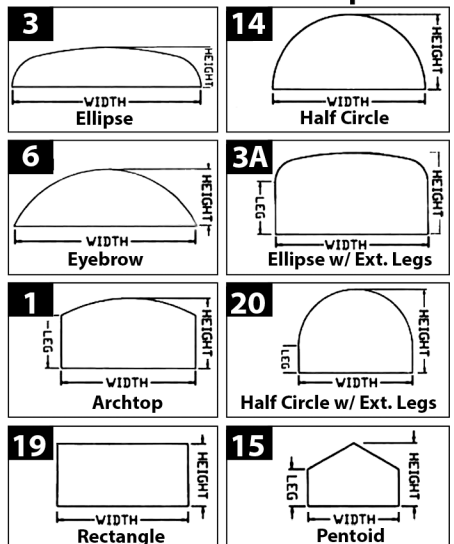
### Interior Casing

None  
Config: Arch only **OR** Full Set  
Flat Casing, Width: \_\_\_\_\_  
Trim Profile: \_\_\_\_\_  
Wood Species: \_\_\_\_\_

### Window Finishing

Aluminum Clad: AAMA 2603 Paint  
Color: \_\_\_\_\_ AAMA 2605 Kynar Anodized  
**OR** Wood Grain Paint  
Exterior Wood: Unfinished  
Color: \_\_\_\_\_ Painted  
Ultra Primed  
Stain & Clear Coat  
Interior Wood: Unfinished  
Color: \_\_\_\_\_ Painted  
Ultra Primed  
Stain & Clear Coat

### Standard Transom Shapes\*



See next page for more fixed window options and shapes

### Unit Size:

Jamb to Jamb Brickmould to Brickmould  
Rough Opening Masonry Opening  
Outside of Cladding to Outside of Cladding

### Jamb Depth:


Jamb Ext Options:  
Arch Only / Full Perimeter  
Applied / Loose

### Drawings/Sketches

### Notes

**FOR BEST RESULTS,SAVE THIS PDF TO YOUR DEVICE AND THEN OPEN IT IN ADOBE READER, ENTER INFORMATION, THEN CLICK SUBMIT VIA E-MAIL (SOME INTERNET BROWSERS DO NOT SUPPORT FORM FUNCTIONS)**

# Fixed Windows and Transoms



## Parrett Windows & Doors

*Durability, True Quality, & Simply Beautiful  
"Experience the Difference"*

RESIDENTIAL • HISTORIC • CHURCH • COMMERCIAL

Phone: 1-800-541-9527 info@parrettwindows.com

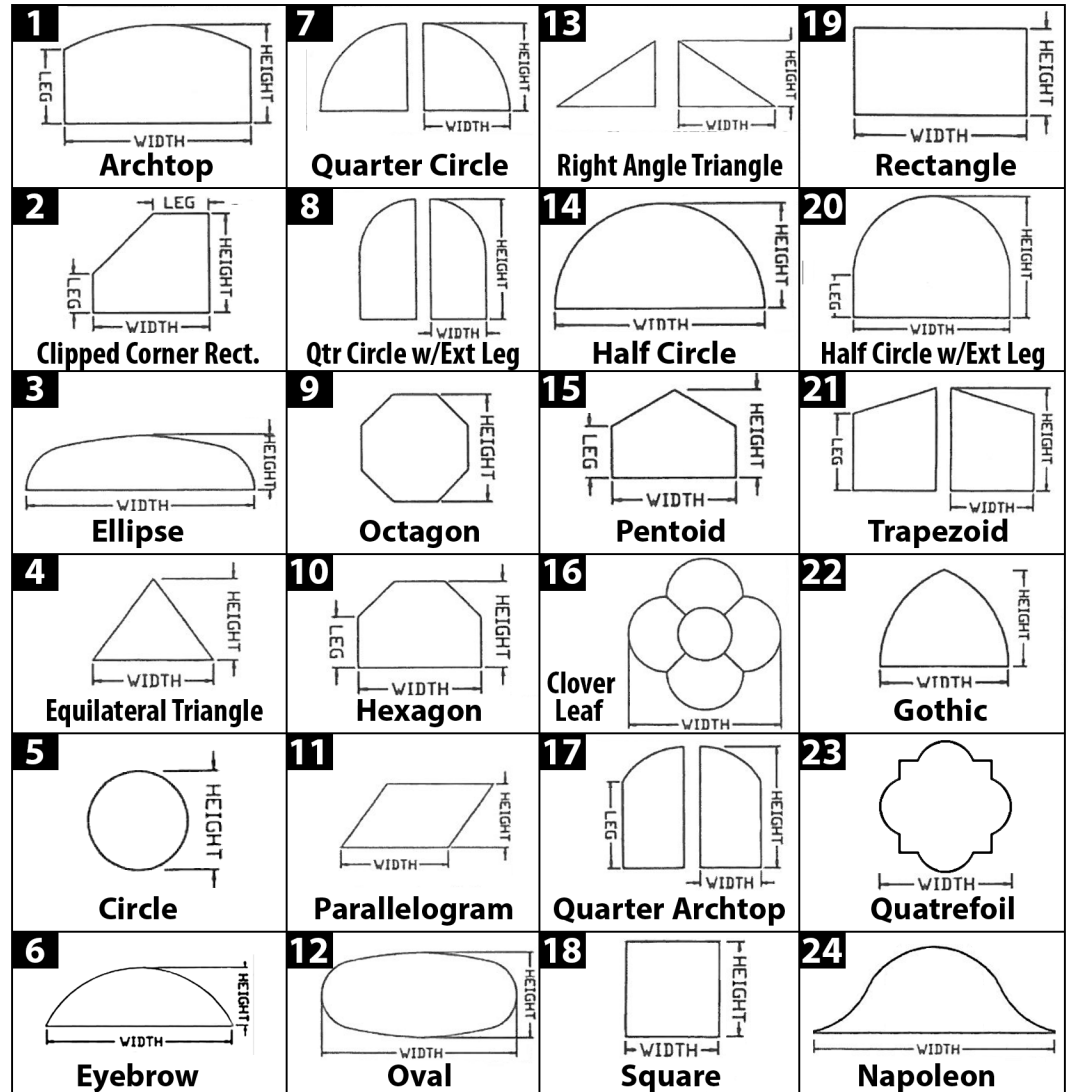
Fax: 1-877-238-2452 www.parrettwindows.com

### Standard Glass Patterns (Custom patterns are also available)

PTT 100	Therma Tru Arcadia	PTO 300	ODL Majestic Elegance
PTT 200	Therma Tru Archlite	PTO 400	ODL Cadence
PTT 300	Therma Tru Cambridge	PTO 500	ODL Paris
PTT 400	Therma Tru Concord	PTO 600	ODL Advant
PTT 500	Therma Tru Crys.Diam.	PTO 700	ODL Radiant Hues
PTT 600	Therma Tru Crystalline	PTO 800	ODL Jacinto
PTT 700	Therma Tru Keystone	PTO 900	ODL Silouettes
PTT 800	Therma Tru Marquise	PTO 1100	ODL Entrophy
PTT 900	Therma Tru Provincial	PTO 1200	ODL Oak Park
PTT 1000	Therma Tru Starlite	PTO 1300	ODL Nouveau
PTT 1100	Therma Tru Sedona	PTO 1400	ODL Tripoli
PTT 1101	Therma Tru Sedona Art	PTO 1500	ODL Catalina
PTT 1200	Therma Tru Longford	PTO 1600	ODL Acacia
PTT 1300	Therma Tru Ashhurst	PTO 1700	ODL Monterey
PTT 1400	Therma Tru Villager	PTO 1800	ODL Madison
PTT 1500	Therma Tru Homeward	PTO 1900	ODL Expressions
PTT 1600	Therma Tru Saratoga	PTO 2000	ODL Interpretations
PTT 1700	Therma Tru Wellesley	PTO 2100	ODL Escapades
PTT 1800	Therma Tru Aria	PTO 2200	ODL Bristol
PTT 1900	Therma Tru Bella Granite	PTO 2300	ODL Cirrus
PTT 1901	Therma Tru Bella Bronze	PTSSP 100	Specialty Monaco
PTT 2000	Therma Tru Augustine	PTSSP 200	Specialty Naples
PTT 2100	Therma Tru Camino	PTSSP 300	Specialty Modena
PTT 2200	Therma Tru Blackstone	PTSSP 400	Specialty Aurora
PTT 2300	Therma Tru Salinas	PTSSP 500	Specialty Marquise
PTT 2400	Therma Tru Element	PTSSP 600	Specialty Panama
PTT 2500	Therma Tru Hazelton	PTSSP 700	Specialty Madrid
PTT 2600	Therma Tru Savannah	PTSSP 800	Specialty Nassau
PTT 2700	Therma Tru Brookside	PTSSP 900	Specialty Victorian
PTT 2800	Therma Tru Kensington	PTSSP 1000	Specialty Alston
PTT 2900	Therma Tru Maple Park	PTSSP 1100	Specialty Milan
PTT 3000	Therma Tru Avonlea	PTSSP 1200	Specialty Prestige
PTT 3100	Therma Tru Texas Star	PTSSP 1300	Specialty Imperial
PTT 3200	Therma Tru Lucerna	PTSSP 1400	Specialty Zavalla
PTT 3300	Therma Tru Arden Red	PTSSP 1500	Specialty Tuscany
PTT 3400	Therma Tru Arden	PTSSP 1600	Specialty Chandler
PTT 3500	Therma Tru Zaha	PTSSP 1700	Specialty Element
PTT 3600	Therma Tru Borrassa	PTSSP 1800	Specialty Georgian
PTT 3700	Therma Tru Arborwatch	PTSSP 1900	Specialty Navarro
PTT 3800	Therma Tru Axis	PTSSP 2000	Specialty Quattro
PTO 100	ODL Heirloom Master	PTSSP 2100	Specialty Riviera
PTO 200	ODL Legacy Master	PTSSP 2200	Specialty Rockland
		PTSSP 2300	Specialty Woodbridge
		PTSSP 2400	Specialty Metropolis

PARRETT MANUFACTURING, INC.

### Standard Window Shapes (Custom shapes are also available)



### Standard Caming Colors (various bar widths available)



Oil-Rubbed  
Bronze

Black  
Patina

Brass

Antique  
Patina

Zinc/Nickel

Copper

\*Units ordered with decorative glass to have a drawing upon request showing exact glass pattern layout.  
See *Decorative Glass Transoms* tab for typical standard glass pattern layouts.