


Parrett Windows & Doors

Durability, True Quality, and Simply Beautiful

HISTORIC • RESIDENTIAL • RELIGIOUS • COMMERCIAL



Durability, True Quality, and Simply Beautiful—Experience the Difference!

*Parrett
Historic*

*Preserving America's
Architectural Heritage*

**Since
1982**

Historic Replication

Built to Specification with
Historic Accuracy

Complete Units or
Replication Sash Only

Window & Door Types

Hung Windows

- Weight & Chain
- Concealed Spiral Balance
- Single, Double, Triple Hung Units
- STC/OITC Tested Units

Casements

- Inswing & Outswing
- French & Single

Rotating Windows

- Awnings & Hoppers
- Pivot Windows

Fixed Windows

- Direct Set
- Sash Set

Door Systems

- Residential Systems
- Historic Storefront
- Commercial Entrances

Sash Only & Components

Production Capacity for Any
Size Project

Design Engineering and Auto
CAD Services are Standard

Vintage, Art Glass, and
Contemporary Glass Choices



The Leader in Historic Window & Door Replication...

Parrett's mission is to provide our valued customers with the **best value in the historic replication market**. Parrett manufactures our products utilizing quality materials, the latest automation in technologically advanced equipment complimented by a very talented, experienced staff of employees. You can count on Parrett delivering on our mission. Our past performance speaks for itself and is the basis for our nationwide recognition in being a leader in the historic replication market.

Joinery Options



**French Mitre Blind
Mortise & Tenon**



**Coped Blind
Mortise & Tenon**



**Historic
Mortise & Tenon**

Vintage Glass Examples



Parrett works with a variety of glass manufacturers to source vintage glass that is available as single pane, insulated, and safety tempered glass.

Parrett can specify glass to match the time period of your specific project.


Factory Finishing



A stain & clear coated mahogany door corner sample is pictured above. **Parrett's factory finishing options include:**

- Primed Wood Surfaces
- Stain & Clear Coated Wood Surfaces
- Poly Painted Surfaces
- Kynar Painted Clad Surfaces
- Anodized Clad Surfaces
- Woodgrain Finish Clad Surfaces

Traditional Hardware



Parrett can either specify hardware matching your criteria, or design our units to accommodate your desired hardware manufacturer.

Historic Replication

Historic Profile Matching

Built to Specification

True Divided Lite (TDL) Muntins or Simulated Divided Lite (SDL)

Traditional or Contemporary Hardware

Curved/Bent Glass and Frame Fixed & Operating Units

Sash Only & Parts/Accessories

Any shape is Available—

Radius, Ellipse Top, Gothic, Variation, Custom Shapes



Our high performing units will stand the test of time and provide superior weather performance as evidenced by our extensive 3rd party laboratory testing. At Parrett, we also pride ourselves with our flexibility to create the exact windows and doors that you envision. We welcome any challenge and look forward to working with you to make your dreams a reality! Don't hesitate to call on Parrett and enjoy first hand the comfort of working with a company that will deliver.

Divided Lite Muntins



7/8" wide TDL bar with insulated glass shown above.



Parrett can replicate virtually any muntin pattern in TDL, SDL, or as removable muntins.

Putty glazed radius TDL muntin bars are shown at right.



Profile Replication



Parrett can work from a drawing, template, or the original unit to replicate the profiles of existing units, and has countless standard profiles to choose from for brickmoulds, muntin bars, casings, etc.

Window Screen Systems

- Wood Framed Screens
- Aluminum Framed Screens
- Inswing Hinged Screens
- Horizontal/Vertical Pull
- *Various Mesh Choices

Precision Joinery Options

Complete Unit Accessories

Factory Finishing Capabilities

Choice of any Wood Species

Sample Windows and/or

Corner Samples are Available



Hung - Weight & Chain

Single | Double | Triple Hungs

All-Wood or Extruded Aluminum Clad

Weight & Pulley with Chain or Cord Balance System

OITC/STC Tested Windows with Various Glass Makeups

Any Shape is Available including Gothic Tops, Variation Units, Curved Glass, and More

Multiple Lock & Lift Styles are Available in Brass & Bronze Finishes



Aluminum Clad Weight & Chain Window Shown Above



Triple Hung Detail Shown Above

Old world style is characterized best with our weight & chain/sash cord hung window systems. Single, double, or triple hung windows **open and close so easily** you'll only need to use your fingers to operate. This is truly a window you will be sure to appreciate for decades to come.


Historic Hung Window Options



Factory Mulled Hung Window Configurations



Metal Screen Mesh in Wood Frame with Exposed Metal Hangers



Historic Ogee Lugs



Metal Weatherstripping (brass shown)



Photo Credit: Carol Davis—Your Journey Studios



The checkrail detail above highlights the concealed spiral balances of this unit which allows only the beauty of wood to be seen.

There is no need to settle for an unsightly exposed metal or vinyl balance system.



Hung - Spiral Balance

Single Hungs | Double Hungs

All-Wood or Extruded Aluminum Clad

All-Wood Exposed—No Unsightly Balance System or Exposed Vinyl Parts

Concealed Balance Systems Tested for 5,500 Operations

Concealed Balances are Easily Serviced in the Field

OITC/STC Tested Windows with Various Glass Makeups

Any Shape is Available including Gothic Tops, Variation Units, Curved Glass, and More

If you prefer a modern balance system for your hung window, you will find extra value and appreciation for Parrett's concealed balance design. There is **no unsightly metal or vinyl balance system** or mechanical parts. What you will see is the beauty and warmth of wood throughout. Parrett's well recognized quality craftsmanship ensures that our single and double hung units will exceed your expectations.



Parrett is unrivaled when it comes to extremely large hung windows as seen in the example above.

Historic Hung Window Options



The hung windows pictured above and at left are both "Variation 6" hung windows. All variation types are available.

Unequal sash split units such as the one pictured above at left are also available as either cottage, reverse cottage, or custom sash split heights.

Curved hung window units are available in both weight & chain and spiral balance configurations, either with or without bent glass.

Muntins, brickmoulds, casings, and subsills are also available in curved window configurations.



Intricately shaped Variation style units were manufactured to fit these existing openings.



Outswing Casements

Pushout & Crankout Systems

Single & French Casement Configurations

All-Wood or Extruded Aluminum Clad

Hardware Options

- Multipoint Handleset(s)
- Singlepoint Latches
- Traditional Pushbars
- Cremone Bolt(s)
- Contemporary Crankout

Fixed or Operable Screens in Wood or Aluminum

Virtually Any Shape is Available in Either a Single or French Casement



Customer specified cremone bolts were featured in the unit above along with dual pushbars.



Parrett has extensive capabilities in providing aluminum clad units in tight radius shapes not available from other manufacturers.

Selection, Selection, Selection!!! Whether you need inswing or outswing casements, vertical or horizontal rotating, classic hopper, or awning style windows, Parrett can provide you with a quality solution. Through extensive in-house and 3rd party testing, we have several window and hardware systems designed to give you exceptional performance while exhibiting beautiful aesthetics.



A hinged inswing screen is shown above in combination with a traditional pushout casement. Parrett also offers both automatic and manual rollscreen systems for pushout casements.



Parrett has extensive expertise with curved casement units. We will build to either your supplied radius, or match physical unit templates.



Parrett can support any hardware system. A single point latch is shown at left, while Rocky Mountain handlesets are featured at above at right.

Classic casements (Inswing & Outswing) add **beauty, warmth and ventilation** to your room. Parrett combines our quality construction with the various stylish options of operating hardware. Push bar, cremone bolt, or contemporary operating hardware systems are available to compliment the outstanding craftsmanship in your Parrett window.



Unique designs such as these casements featuring rectangular frame and sash shape with a radius incut are commonplace for Parrett.

Inswing Casements

Traditional Sash Profile or Euro Design

Inswing Only or Tilt-Turn (Euro) Operation

Single & French Casement Configurations

All-Wood or Extruded Aluminum Clad

Hardware Options

- Multipoint Handleset(s)
- Singlepoint Latches
- Traditional Pushbars
- Cremone Bolt(s)

Fixed or Operable Screens in Wood or Aluminum

Virtually Any Shape is Available in Either a Single or French Casement

Tilt-Turn (Euro) Operation:



Handle can be operated to achieve either tilt or full turn (inswing) operation.

Awnings | Hoppers

All-Wood or Extruded Aluminum Clad

Hardware Options

- Multipoint Handleset
- Singlepoint Latches
- Traditional Pushbars
- Chains/Limiters, etc.
- Contemporary Crankout

Fixed or Operable Screens in Wood or Aluminum



Traditional hopper with singlepoint latch/chain hardware shown above.



Traditional Hopper Mullered to Pushout Casement Below



Euro Archtop Hopper Unit Featuring Multipoint Locking Handleset

Rotating Windows

All-Wood Construction or Aluminum Clad *(awning only)

European or American Hardware Systems

Operational Configurations:

- Horizontal - 180° Rotating
- Vertical - 180° Rotating
- Pivot - Circle | Oval Units

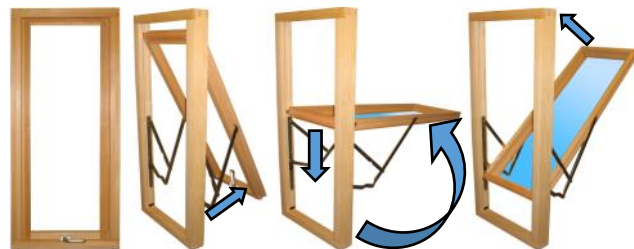


Horizontally pivoting casement window with multipoint hardware shown above.

Rotating Awning Example:

Unit shown being "rotated" to allow access to exterior glass surface for ease of cleaning.

Glass is shown in blue to show exterior glass surface access from the building interior.



Pivot Oval with Latch & Lock Singlepoint Hardware



Pivot Circle with Multipoint Locking Hardware



Operating & Fixed Sash

Built to Specification with Historic Accuracy

All-Wood or Extruded Aluminum Clad

1-3/4" & 2-1/4" Sash Thickness Standards, (Variations are Available)

Glazing: Putty or Wood

Full Range of Glass Options, Muntin Types, Sash Shapes, and Other Window Options



Example of custom sash detailing featuring Ogee Lugs shown above.

If you are **restoring part of the window system**, Parrett will provide replication parts. Sash replacement, parts and pieces, and operating hardware are all available. Precision craftsmanship utilizing **old world joinery** will ensure accurate replication and proper fit.

Architectural | Fixed



Aluminum Clad Factory Mulled Radius Unit Detail



Curved Window with Curved Glass and Muntins



Virtually Any Shape is Available



Factory Mulled Sash Set Unit

All-Wood or Extruded Aluminum Clad

A Nearly Unlimited Selection of Geometric Shapes

"Oversize Construction" Units are Available at Sizes up to and Over 60 Square Feet

Direct Set and Sash Set Unit Configurations

Numerous Factory and Jobsite Mull Configurations

Typical Fixed Window Styles

- Modern
- Oriel
- Patterned
- Queen Anne
- Gothic
- Stained Glass

Doors - Residential

All-Wood or Extruded Aluminum Clad

Replication of all Historic Residential Door Units

- Operating Door Systems
- Stationary Sidelites
- Operable/Venting Transoms
- Fixed Transoms
- Fixed Windows

Lineal Casing, Interior Trim, and Other Components for Jobsite Installations

Hardware Options

- Multipoint Handleset(s)
- Singlepoint Latches
- Cremone Bolts
- Custom Hardware



Typical French door seen above with multipoint hardware detail below.



1. **Engineered Core & Thick Veneers** in matching wood species results in a stronger door that performs well in the harshest environment. Don't settle for doors with thin, brittle veneers or doors with an economized core.

2. **Lag Bolt & Joinery Methods.** Parrett doors feature lag bolt design with your choice of wood joinery method for the ultimate in longevity.

3. **Extruded Aluminum Cladding.** Parrett's door clad is constructed of thick, extruded aluminum.

There is no need to settle for inferior roll form aluminum - our doors are much more durable and stable in the field.

Parrett's residential door product lines offer the ultimate in flexibility and high quality. Our ability to match your design aesthetics ensures that **we will meet your artistic vision**. We have an extensive selection of door profiles to choose from and can also **match your custom profiles**. For historical residences, we can also replicate existing door designs, ensuring that **the new Parrett doors will perfectly match existing units**.






Entry door hardware is paramount to the overall design and appearance of a door system. Parrett offers our time-tested singlepoint and multipoint locking hardware which ensures smooth, secure door operation. Parrett is also able to accommodate the unique hardware that our customers specify. **Your choices will not be limited with Parrett.**

Doors - Residential

Full Matching of all Supplied Customer Specifications, Such As

- Door Sill Selections
 - Anodized Aluminum
 - Wood Sills
 - Interlocking Metal Brass & Architectural Bronze
- Custom Carved Detailing
- Casted Bronze Handlesets
- Adjustable, Butt, and Decorative Hinges
- Screen Door Panels
- Custom Color Paint & Stain Matching



Swing door featuring custom profiled accents shown above.



Mahogany circletop door with speakeasy grille and clavos hardware.

Doors - Commercial

All-Wood or Extruded Aluminum Clad

Replication of all Historic Commercial/Storefront Units

- Operating Door Systems
- Stationary Sidelites
- Operable/Venting Transoms
- Fixed Transoms
- Fixed Windows

Lineal Casing, Interior Trim, and Other Components for Jobsite Installations



Full Selection of Commercial Door Hardware

- Exit Devices
- Door Closers
 - Exposed (Header)
 - Concealed (Floor)
- Door Pulls/Handlesets
- Locks
- Electrified Systems
- Door Hinges
- ADA Sills
- Routing for Hardware Supplied by Others



A commercial storefront system is the focal point for a historic building and the businesses that occupy them. Parrett's **total commitment to accurate profile replication** ensures that your project's historic authenticity will be retained, while benefiting from modern, **factory-installed commercial door hardware**.





Detail of Pivot Window Unit

Doors - Commercial

Integrating Both Parrett Window & Door Product Lines Will Allow Complete Matching Of

- Hardware Systems
- Factory Finishing
- Glass Specifications
- Window/Door Profiles
- Exterior Casing
- Interior Trim
- And Any Other Unique Design Choices

Commercial entry doors **require high-quality construction due to increased usage and demands** compared to typical residential applications. Parrett's high quality door construction includes engineered door core made of the same wood species used on the door surfaces, lag bolt design, and precise joinery. Our doors will become a part of your historic building for years and years to come.



Historic Portfolio - Residential



Historic Portfolio - Residential




Historic Portfolio - Commercial



Historic Portfolio - Commercial



Historic Portfolio - Religious



Historic Portfolio - Theater / Hall



Photo Credit: Steve Hall © Hedrich Blessings





On behalf of our family of dedicated employees, thank you for considering Parrett Windows & Doors for your next project. We value your relationship strongly and will work hard to provide you with the "Best value in genuine quality window and door products." Our team is proud of our never-ending effort to provide you with the highest quality products in the industry - a product that you can rely upon to perform for generations. If you want lasting value from a manufacturer dedicated to being your best supplier, call Parrett. We will work hard to exceed your expectations for years and years to come.

Ronald D. Safford

Ronald D. Safford
President

*For the Best Value in High Quality
Windows & Doors,
Contact Parrett @ 1-800-541-9527
www.parrettwindows.com*

Parrett Manufacturing, Inc.
690 East 2nd Avenue | P.O. Box 440
Dorchester, WI 54425
Phone: (800) 541-9527
Fax: (877) 238-2452
info@parrettwindows.com
www.parrettwindows.com



Durability, True Quality, and Simply Beautiful
HISTORIC • RESIDENTIAL • RELIGIOUS • COMMERCIAL